



MAGNI
TELESCOPIC HANDLERS

Maximum lifting height: 34,90 m

Maximum reach: 27 m

Engine: Mercedes 170 KW - 231 HP

Electronically controlled hydrostatic transmission

Automatic levelling device

Scissors stabilizers

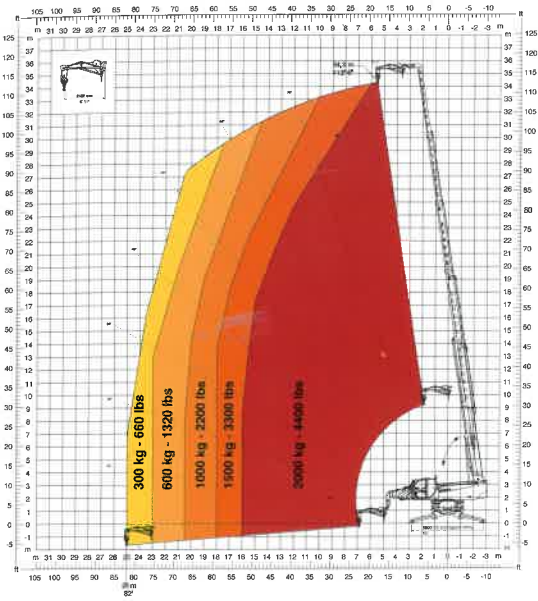
tracce.com

RTH6.35SH

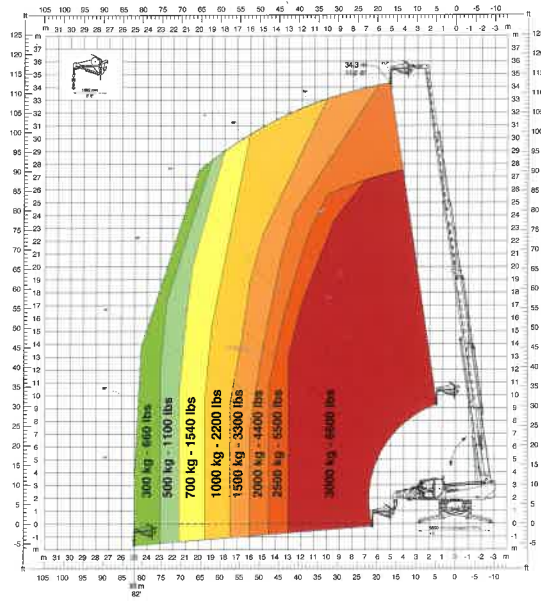
Magni Telescopic Handlers srl

Via Magellano, 22 - 41013 Castelfranco Emilia, Modena, Italia - Tel: +39 059 8630811 - Fax: +39 059 8638012

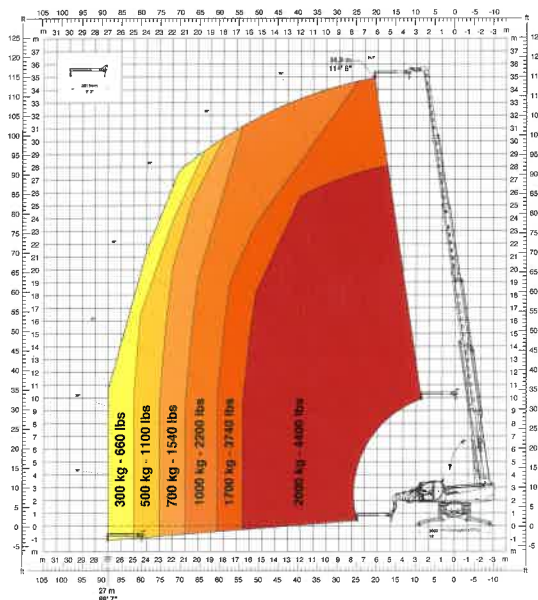
JW 2000
Jib winch 2.000



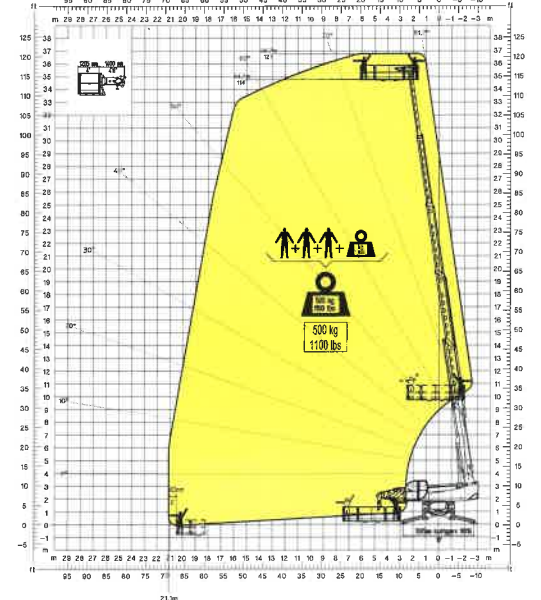
JW 3000
Jib winch 3.000



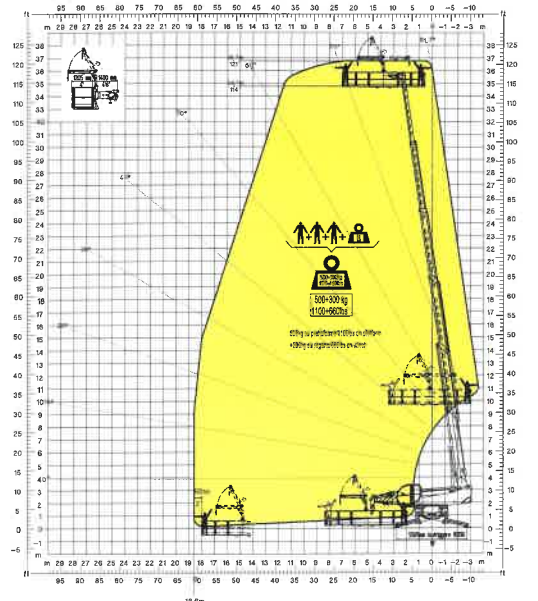
J 2000
Jib 2.000



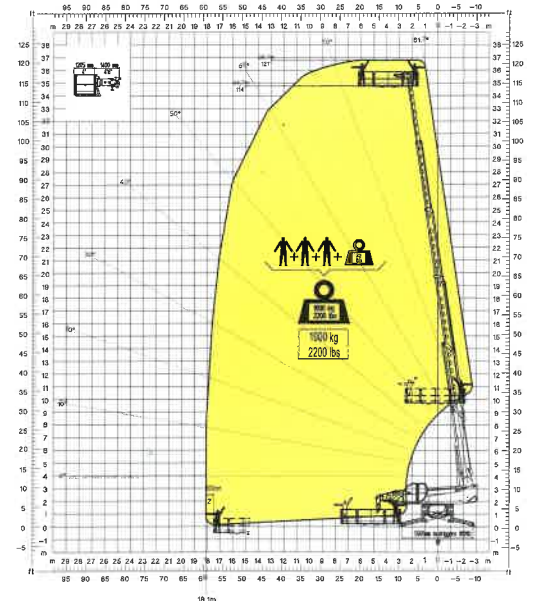
REP 2-4,5
Rotating extendable men platform 500 kg



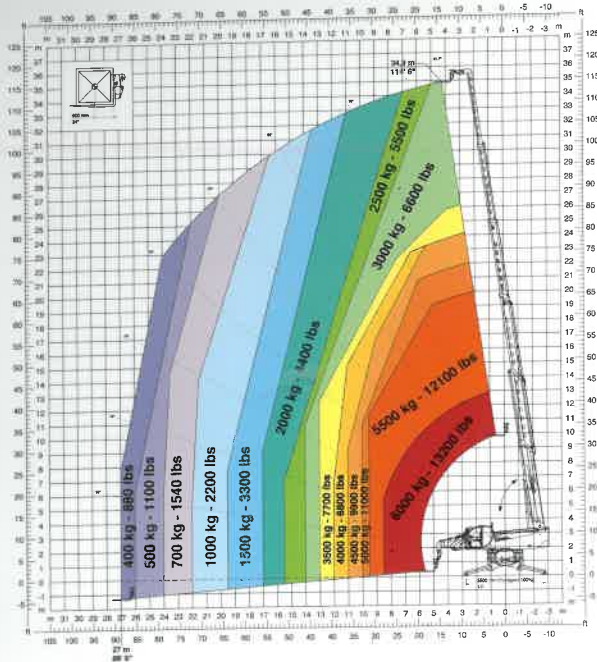
REP 5,2-6,5 W0,3
Platform 6,5m 500 kg with winch 300 kg



REP 10.2-4,7
Rotating Extendable Men Platform 1000 Kg

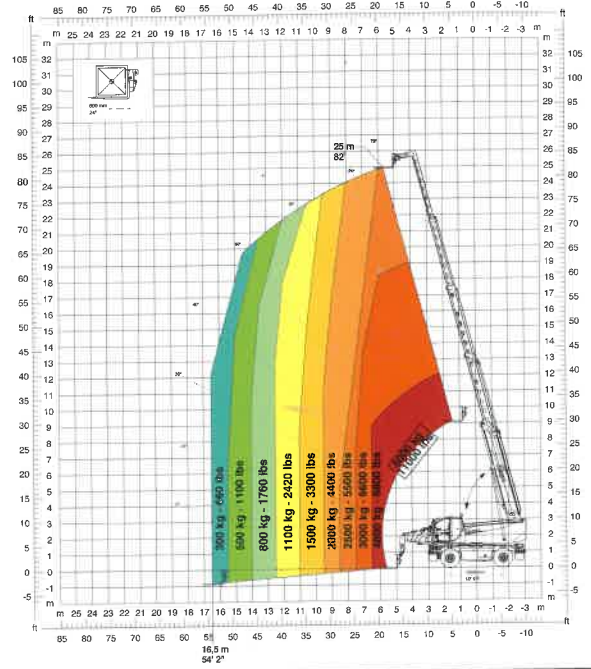


360° fully extended stabilisers load chart with forks

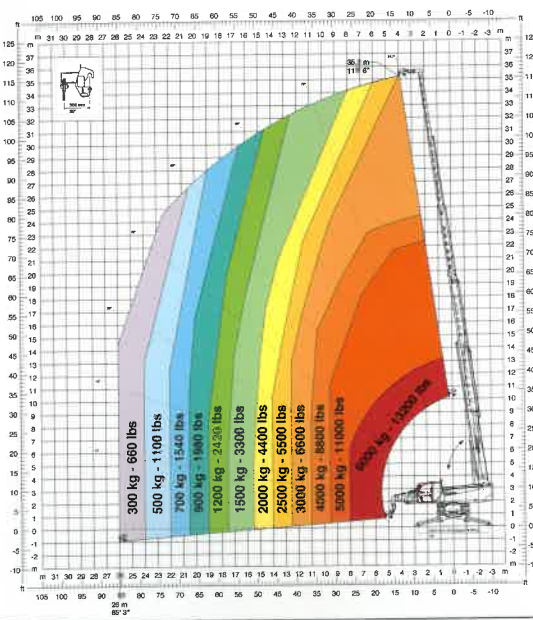


H 6
hook 6 ton

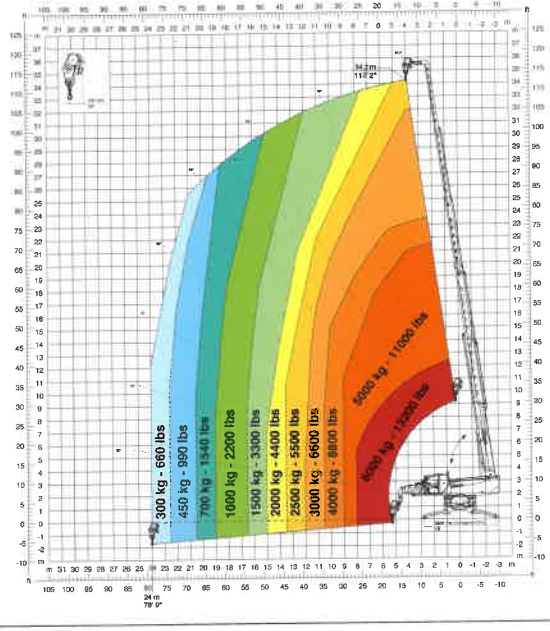
Frontal position load chart on tyres with forks



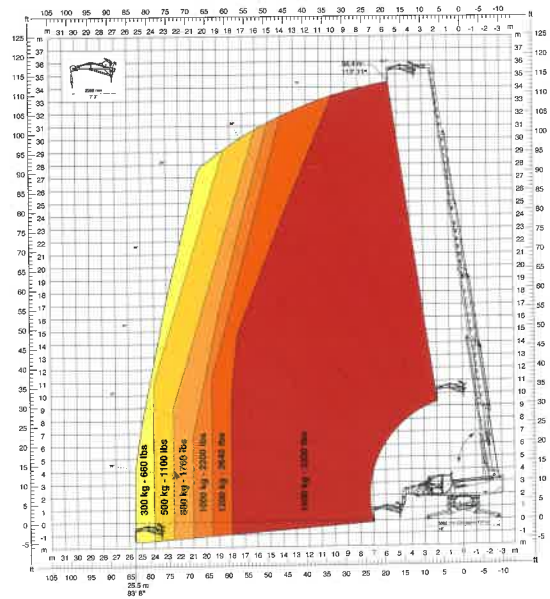
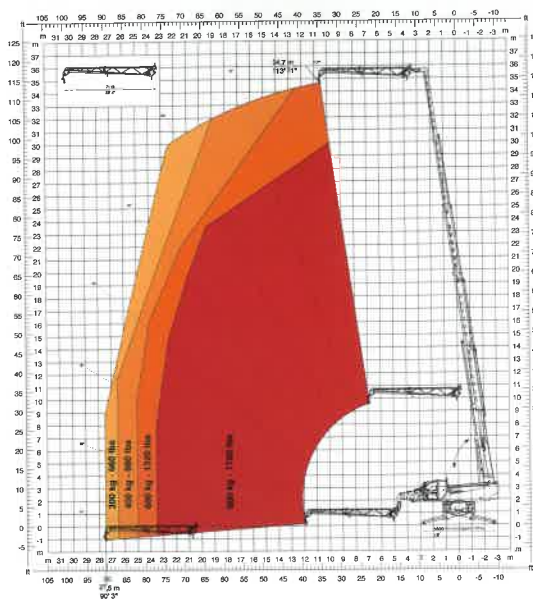
W 6
winch 6 ton



JW 800
Jib winch 800



JW 1500
Jib winch 1.500



MACHINE MODEL	Rotating telescopic handler	RTH 6.35SH	
	Maximum lifting capacity	6.000 kg (center of gravity 600 mm)	
	Maximum lifting height	34,90 m	
	Rotation	360° (continuous)	
ENGINE - MERCEDES	Type	Mercedes OM 934 LA Stage IV	Mercedes OM 904 LA Stage 3A
	Rated power	170 kW - 231 HP at 2.200 rpm	145 kW - 196 HP at 2.200 rpm
	Maximum torque	900 Nm at 1.200-1.600 rpm	705 Nm at 1.200-1.600 rpm
	Displacement	5,13 l	4,8 l
	Cylinders	4 in line	4 in line
	Fuel	Diesel direct injection turbocharged	Diesel direct injection turbocharged
	Cooling system	Water – intercooler	Water – intercooler
TRANSMISSION	Type	Hydrostatic	
	Model	Bosch – Rexroth	
	Maximum pressure	500 bar	
	Displacements	Variable displacement pump electronically controlled. Variable displacement motor	
	Gear box	2 speeds forward-reverse	
AXLES AND BRAKES	Type	Axles with epicyclic reduction gear	
	Rear axle	Oscillating and steering with hydraulic locking	
	Front axle	Oscillating and steering with automatic levelling +/- 10°	
	Service brake	Hydraulically activated, oil-immersed multi-disc type on each axle	
	Parking brake	Hydraulic with negative action	
	Tyres dimensions	445/65 R 22,5	
PERFORMANCE	Max. travel speed	40 km/h	
	Drawbar pull	125 kN	
	Gradeability	43%	
	Turning radius (end of forks)	6.835 mm	
WEIGHTS	Total unladen	23.870 kg	
	Front axle unladen (boom retracted and lowered)	11.970 kg	
	Rear axle unladen (boom retracted and lowered)	11.900 kg	
TANKS CAPACITIES	Fuel tank	280 l	280 l
	AdBlue	40 l	n.a.
	Hydraulic oil tank	250 l	250 l
	Engine oil tank	20,5 l	16 l
	Cooling liquid	36 l	36 l
HYDRAULIC CIRCUIT	Max. operating system pressure	350 bar	
	Circuit type	Load sensing	
	Service pump	Bosch Rexroth – Variable displacement	
	Controls for boom and turret movements	Danfoss – Electroproportional valve SIL 2	
	Controls for stabilizers	Bosch Rexroth – Electro-hydraulics controls	
	Movements control	2 joystick Danfoss with two shafts with dead man safety device - Management with CAN bus technology	
CONFORMITY TO STANDARDS	EN 13849: concerning the safety of all controls of the machine EN 13000: concerning the standard of hydraulic cranes EN 280: concerning the standard of aerial platforms FOPS/ROPS EU 2016/1628: concerning engine emissions standards EN 1459-2: concerning the standard of self-propelled variable reach trucks		

